

Describe & Draw 3

On the left/right/Upside down/underneath

CONTENTS/INSTRUCTIONS

Contents

- Two sets of 6 different drawings
- Blank set

Preparation

This is an activity for two people or two teams. Each person/team needs to have one of the sets of drawings and one sheet to write on.

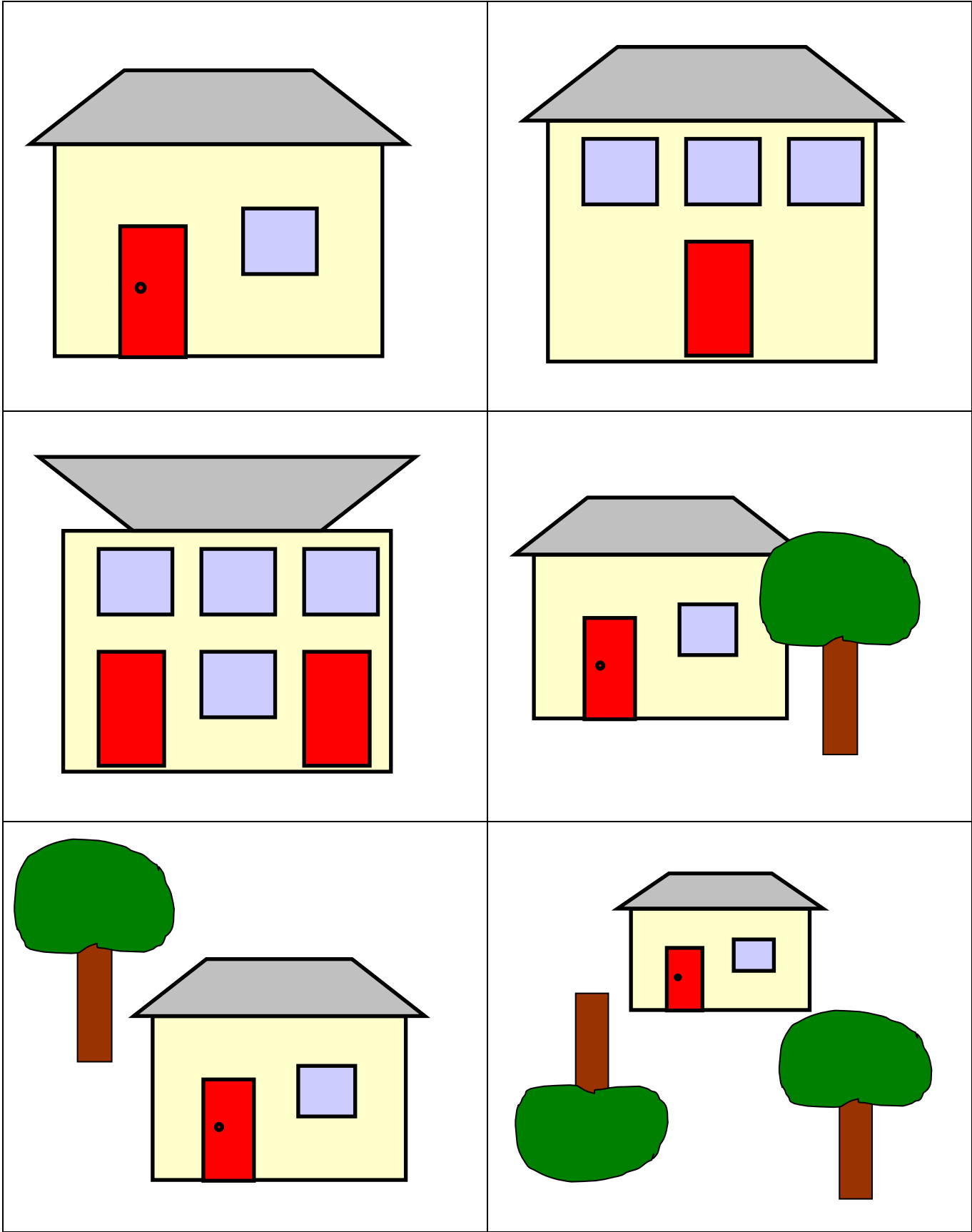
How to play

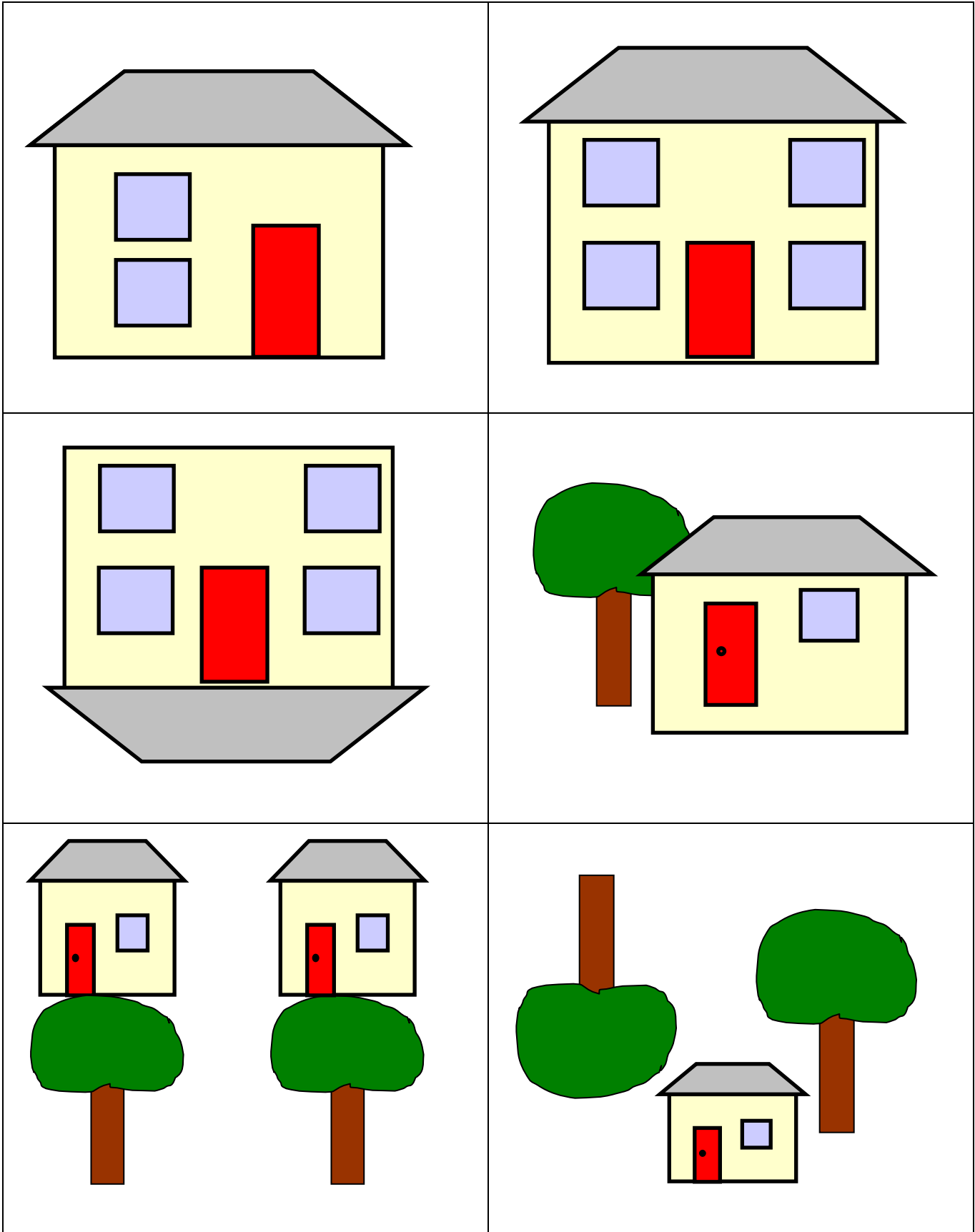
- Take it in turn to describe one of the drawings on your sheet (making sure that your opponent/s can't see your sheet).
- The other person/team has to draw what you describe.
- When you have finished, show them the original drawing and compare the results.

NOTES

- This activity focuses on the language of position e.g.
 - On the left/right
 - Upside down
 - underneath








Blank Sheet for drawing

| | |
|--|--|
| | |
| | |
| | |





Racing to English Describe & Draw 3 Worksheet



Write 8 sentences

| | | | | | | |
|----------------------------|--------------|------|--|-----|--------------|--------|
| There's a There isn't a | big small | tree | behind on the left of on the right of in front of | the | small big | house. |
|----------------------------|--------------|------|--|-----|--------------|--------|

Now draw your own picture and write 5 sentences

